



## REVIEW of EVENT

# 1st International Scientific Congress of the Azerbaijan Society of Oral and Maxillofacial Surgeons 14–16 March 2019 – Baku – Azerbaijan

*Unless you try to do something beyond what you  
have already mastered, you will never grow.*

—Ronald E. Osborn

British-Canadian executive

1<sup>st</sup> founding International Scientific Congress dedicated to oral and maxillofacial surgery (OMS) in Baku became a beautiful act of creation of the Azerbaijan Society of Oral and Maxillofacial Surgeons (website: [www.az-omfs.az](http://www.az-omfs.az)). Baku is a capital city-diamond with the coastline along the wonderful Caspian Sea (Fig 1). In last years, Baku has firmly established itself as very popular business and tourist destination.<sup>1</sup> Population of the Republic of Azerbaijan is 9.8 million people (Fig 2). Chingiz R. Rahimov a President of the Azerbaijan Society of Oral and Maxillofacial Surgeons has done an incredible work with his team and organizers, making the event en extremely glorious.

### EVENT PRESENTATION

The Congress was highly professional supported by International Association of Oral and Maxillofacial Surgeons (website: [www.iaoms.org](http://www.iaoms.org)) and European Association for Cranio Maxillo Facial Surgery (website: [www.eacmfs.org](http://www.eacmfs.org)). The modern Baku Convention Center, in which the Congress was organized, strongly impressed all the visitors with its` beauty, high comfort and dimensions. Impressed with a 94 m<sup>2</sup> lecture light-emitting diode (LED)

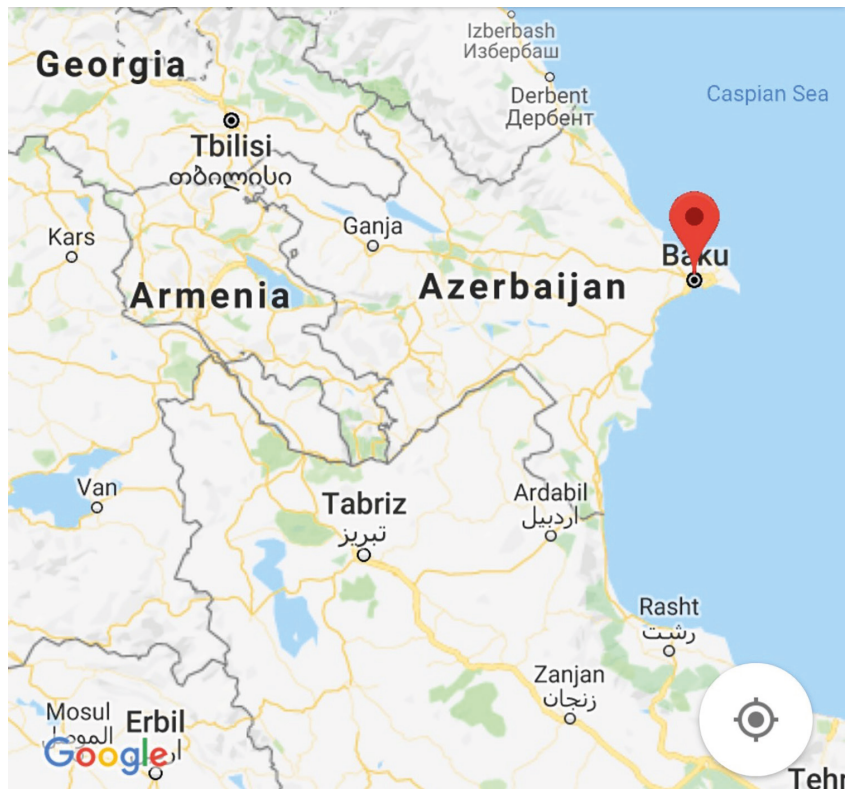
monitor and a largest indoor LED screen with a high resolution of 405 m<sup>2</sup> installed in the lobby (Fig 3) of the Center, which makes it a unique construction not only for Baku, but also for the world arena.<sup>1</sup> So, the speakers and participants have a possibility to enjoy the greatest digital comfort sharing their knowledge.

The structure of the Committees consists of President of the Society, Secretary of the Society, Executive Director of the Society, Chairman of the Congress, Secretaries of the Congress, Organizing Committee, Scientific Committee, and a Technical Secretariat.<sup>2</sup>

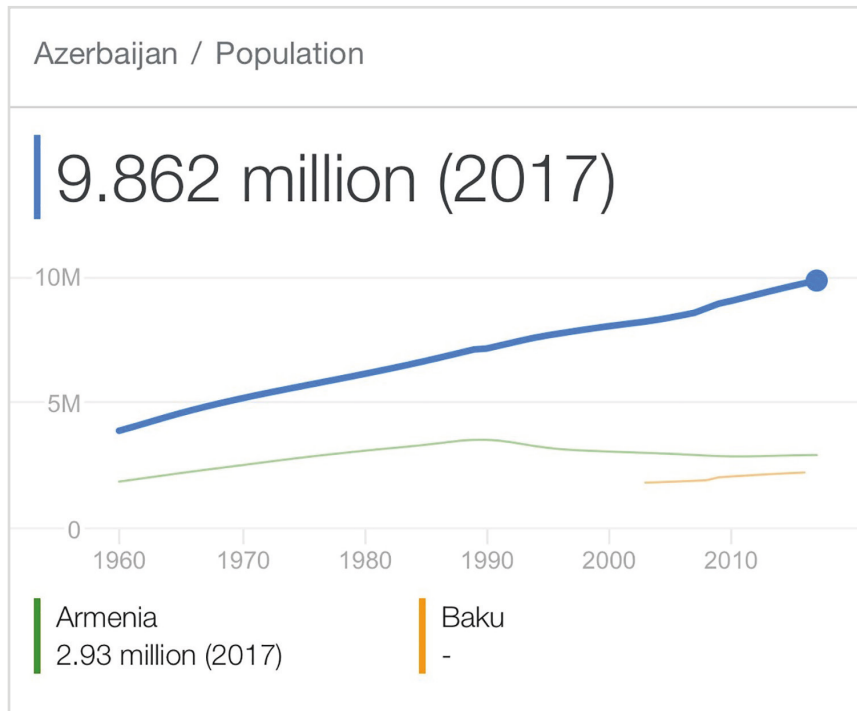
The famous speakers from at least 14 countries were invited with next purposes: 1) to have the truly hot discussions with opinion leaders, 2) to make the event truly international, and 3) to establish a modern tradition in that truly beautiful region. The intensive Program of the Congress (Fig 4) includes 135 scientific-research works.<sup>2</sup> Several masterclasses were also performed: Digital Dental Implantology, Microscope-aided Dentistry, and Aesthetic Medicine.

Taking into account the huge importance of the meeting a Ministry of Healthcare of Republic of Azerbaijan appreciated the Congress with high 24 credit points.<sup>2</sup>

[dtjournal.org](http://dtjournal.org)



**FIGURE 1.** Cropped screenshot of the map of the Republic of Azerbaijan and neighboring countries. Baku is indicated by red mark. Obtained from Google Maps at April 25, 2019.



**FIGURE 2.** Cropped screenshot depicts population of the Republic of Azerbaijan in 2017. Obtained from Google at April 25, 2019.



**FIGURE 3.** Baku Convention Center. Place where the Congress was held. **(A)** The title of the Congress depicted at the monitor is in English. This largest indoor LED monitor with a high resolution of 405 m<sup>2</sup> is installed in the lobby of the Center, which makes it a unique construction not only for Baku, but also for the world arena. **(Fig 3 continued on next page.)**



**FIGURE 3 (cont'd).** Baku Convention Center. **(B)** The title of the Congress at the screen is in Azerbaijani—an official language in Republic of Azerbaijan.



BAKU

A

FIGURE 4. Cover page: Brochure of the Congress (A).<sup>1</sup> (Fig 4 continued on next page.)



**FIGURE 4 (cont'd).** Cover page: Final Scientific Program Book (**B**).<sup>2</sup>

## CONCLUSIONS OF THE EVENT

So, after initiating the tradition of the holding such a great international scientific congress in Azerbaijan the mind gave us next highly positive thoughts:

1. Distinguished speakers from at least 14 countries<sup>2</sup> are more than welcomed.
2. Invitation of the famous speakers and big amount of visitors (Figs 5-18) from all neighboring countries made that event unique in that particular geographic area and helps to grow the reputation of the Congress as a new scientific project.
3. Beauty, comfort of the center in which the

scientific event was performed, significantly improves the level of the meeting and can be highly recommended for the future organizers of the OMS meetings in other regions.

4. A new international scientific tradition significantly helps to build strong connections of the OMS Society with representatives from different countries.
5. High 24 credit points made this Congress extremely important for the specialization renewal.

*I cannot teach anybody anything. I can only make them think.*

—Socrates

Greek philosopher

Oleksii O. Tymofeiev, Editor in Chief  
Kyiv, Ukraine  
[tymofeev@gmail.com](mailto:tymofeev@gmail.com)

<http://dx.doi.org/10.23999/j.dtmp.2019.4.2>



FIGURE 5. Group photography with organizers of the Congress.

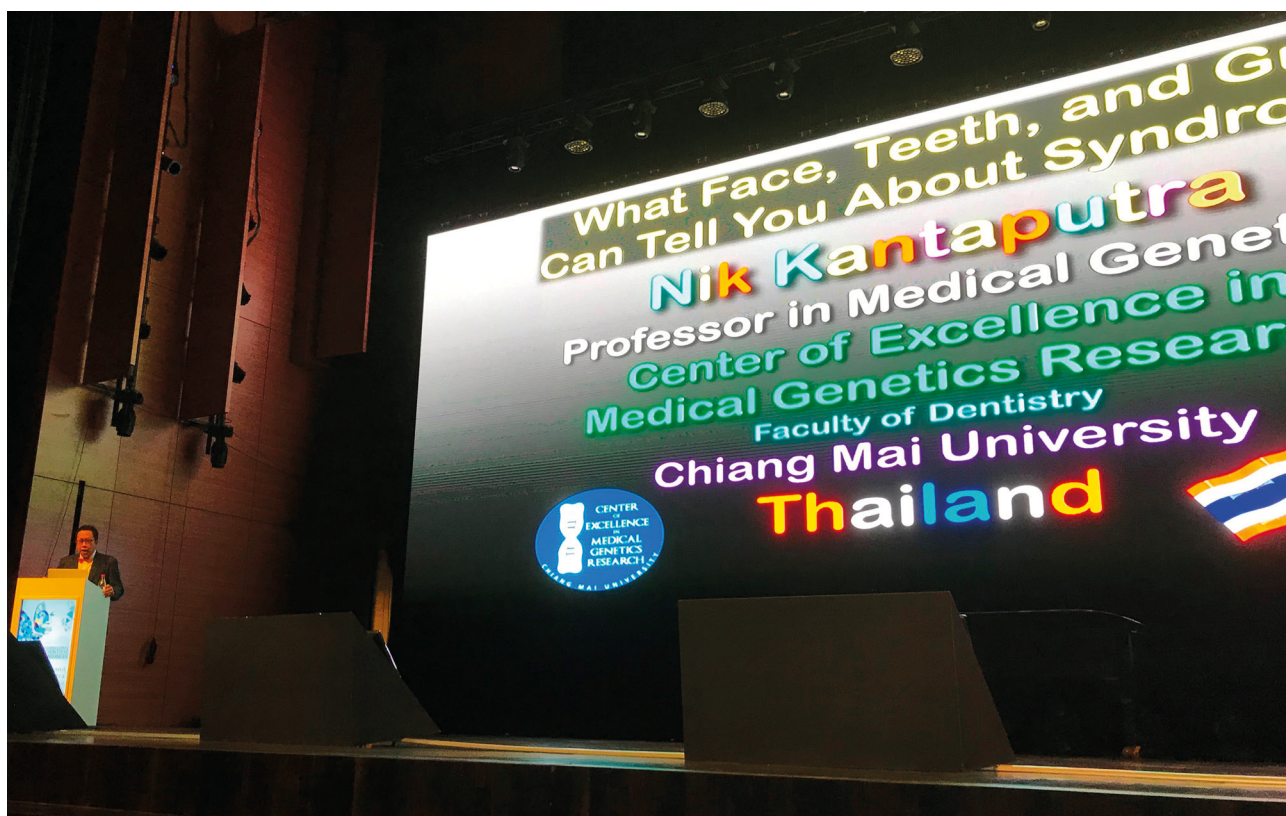


**FIGURE 6.** Cropped Instagram post of Professor Fernandes (*right*): “With Professor Oleksii Tymofieiev at the 1st International Scientific Congress Azerbaijan Society of Oral and Maxillofacial Surgeons.” Baku, Azerbaijan. March 14, 2019.  
Image is courtesy of Dr. Fernandes. Instagram: [rui\\_fernandes\\_](#)





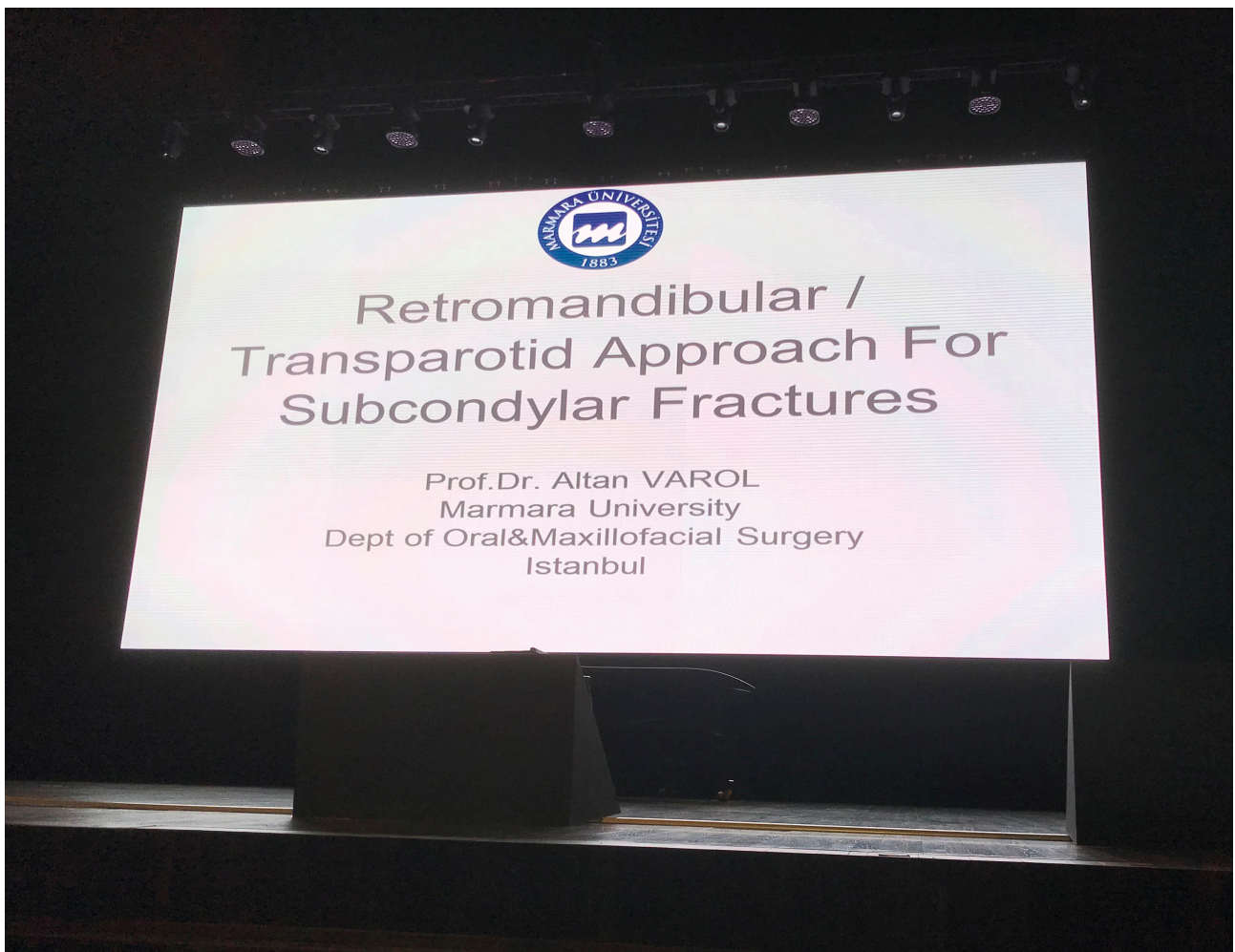
**FIGURE 7.** Lecture of Rui P. Fernandes, MD, DMD, FACS, FRCS(Ed), Professor: "New Frontiers in Reconstructive Surgery: Mandible."



**FIGURE 8.** Lecture of Nik Kantaputra, Professor in Medical Genetics: “What Face, Teeth, and Gum Can Tell You About Syndromes.”



**FIGURE 9.** Common photography upon the Congress.



**FIGURE 10.** Lecture of Altan Varol, Professor: "Retromandibular/Transparotid Approach for Subcondylar Fractures."



**FIGURE 11.** Lecture of Professor [Bormioli](#) and Dr. [Marano](#): “Aesthetic Changes of the Middle Third of the Face Obtained with Orthognathic Surgery and also with Rhinoplasty.”



**FIGURE 12.** Lecture of Dr. Soner [Karaali](#) et al: "The Relationship between Fixation Method after Sagittal Split Ramus Osteotomy (SSRO) and Condylar Sagging."



**FIGURE 13.** Group photography with participants at the Congress.



FIGURE 14. Lecture of Manlio Galliè, Professor: "Orthognathic Surgery in Craniofacial Malformations."



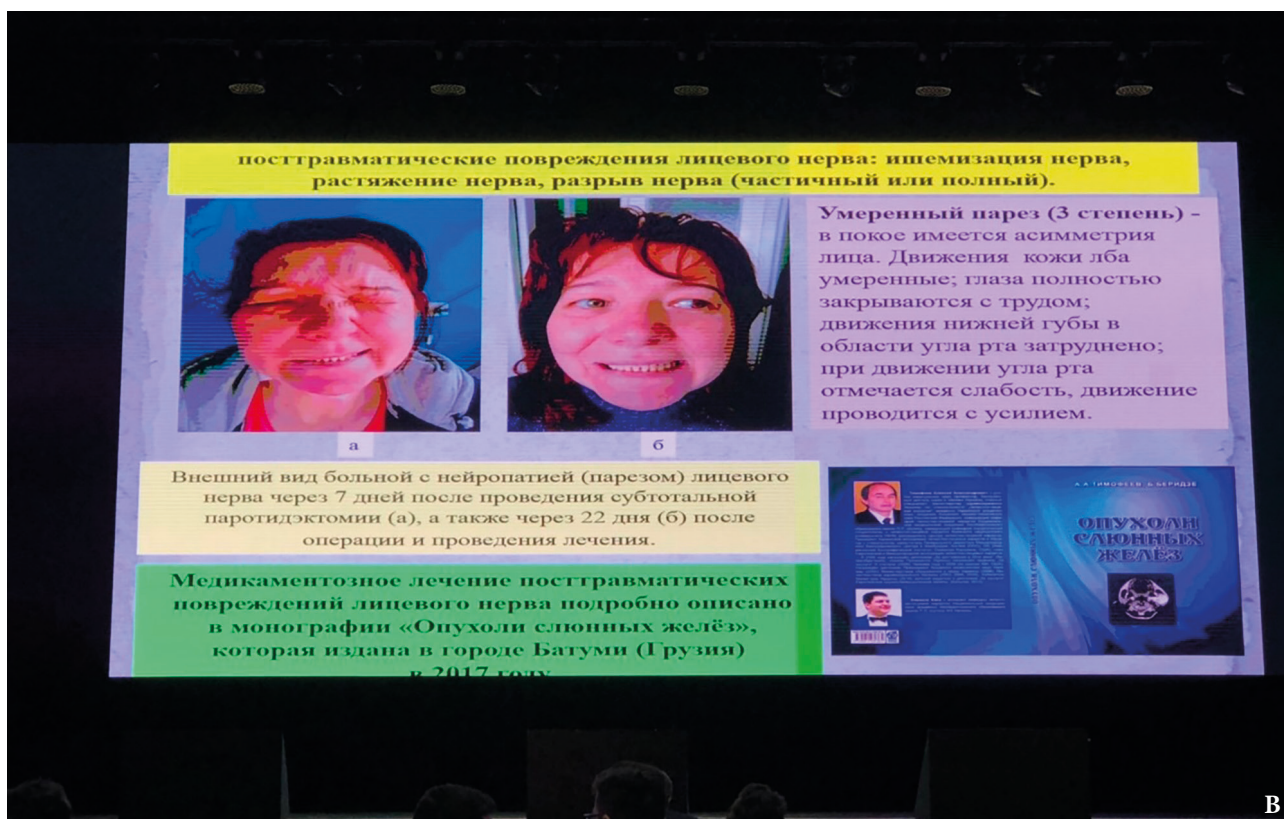
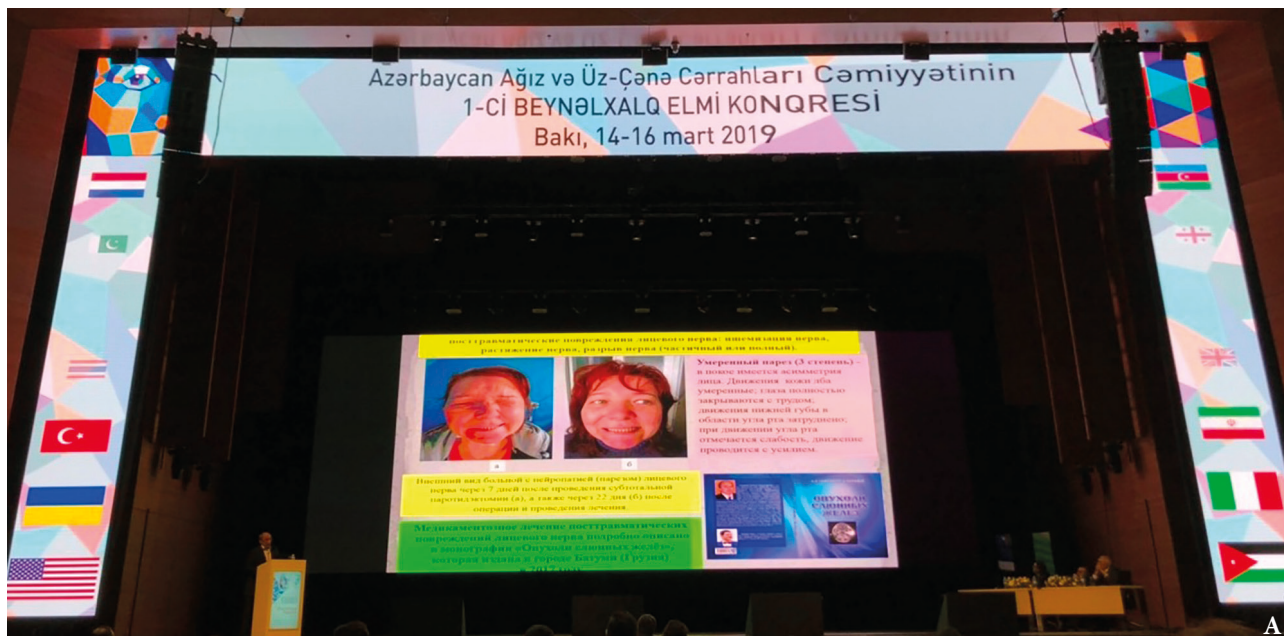
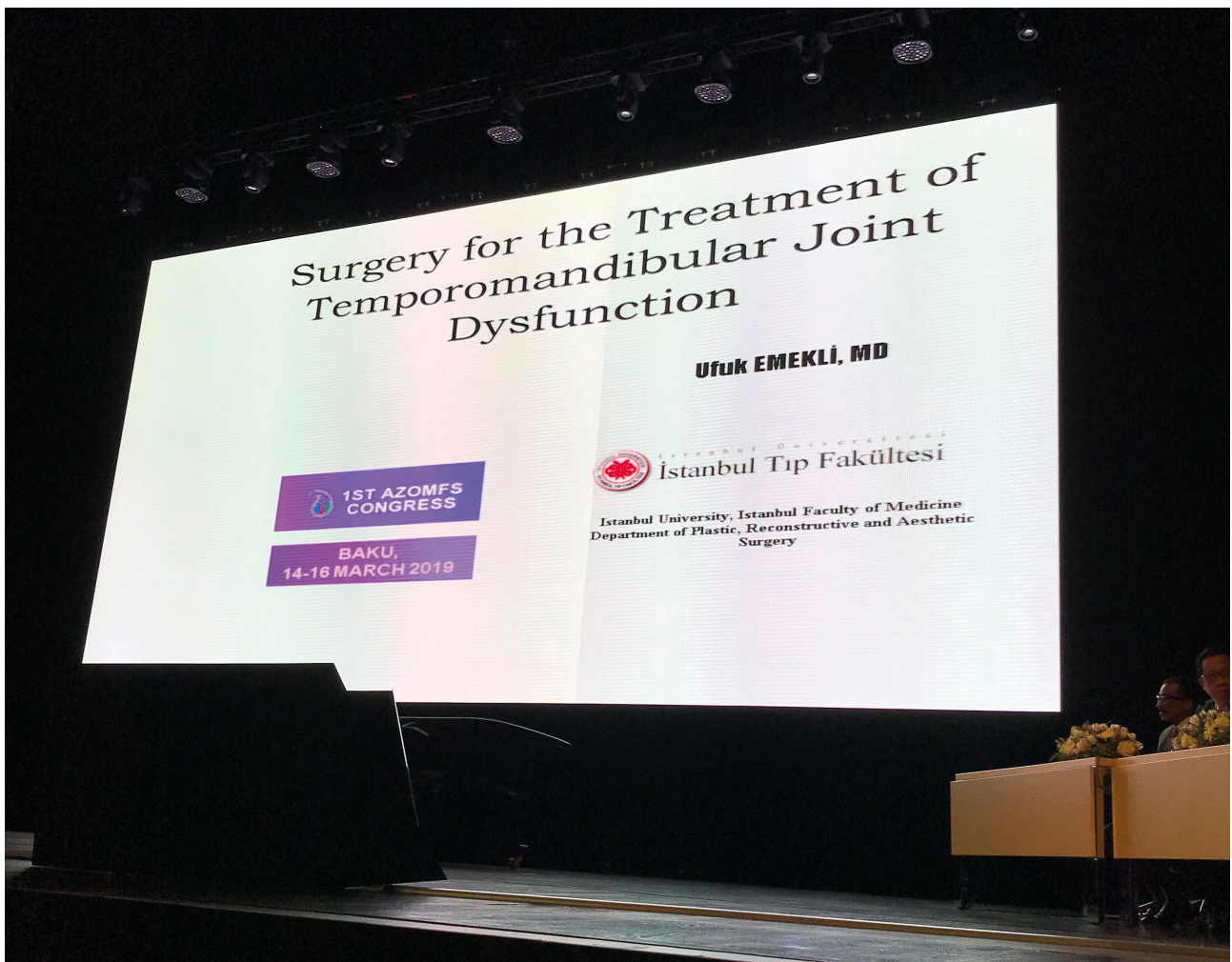


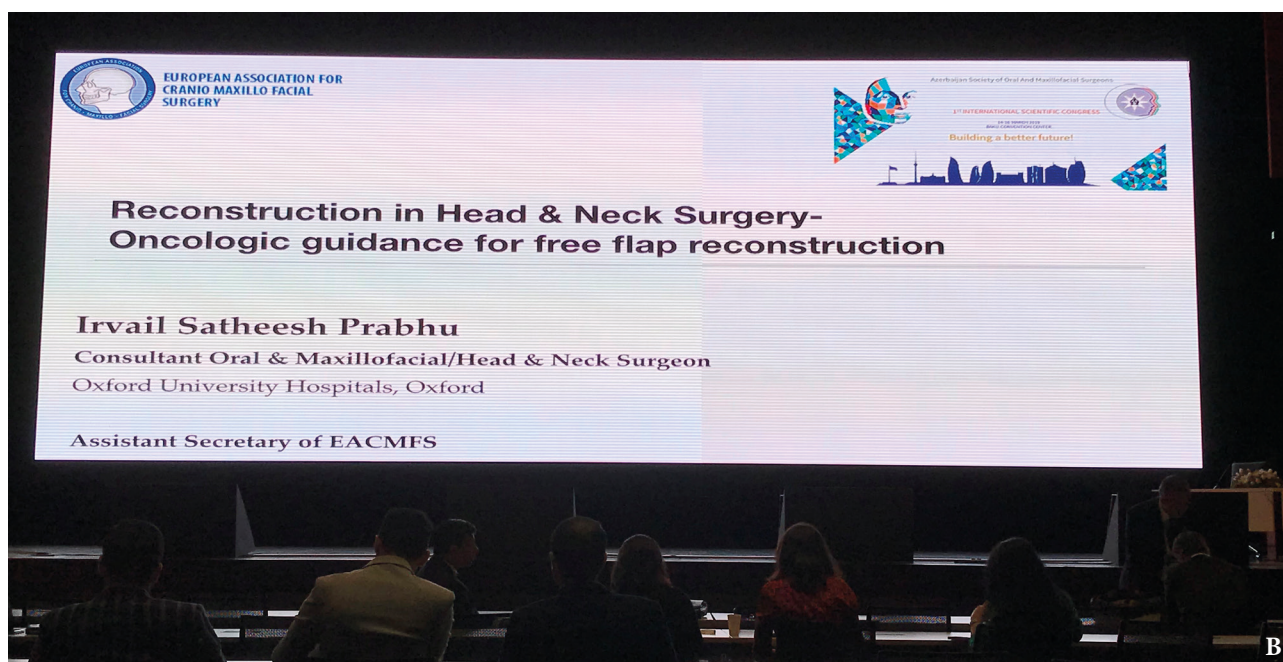
FIGURE 15. (A, B) Lecture of Oleksii O. Tymofieiev, ScD, Professor: "Features of Diagnosis and Treatment of Benign Tumors of the Parotid Glands."



**FIGURE 16.** Lecture of Ufuk Emekli, MD: "Surgery for the Treatment of Temporomandibular Joint Dysfunction."



**FIGURE 17. (A, B)** Lecture of Irvail Satheesh Prabhu, Consultant Oral & Maxillofacial/Head & Neck Surgeon: “Reconstruction in Head & Neck Surgery–Oncologic Guidance for Free Flap Reconstruction.” (Fig 17 continued on next page.)



**FIGURE 17 (cont'd).** (A, B) Lecture of Irvail Satheesh Prabhu, Consultant Oral & Maxillofacial/Head & Neck Surgeon: "Reconstruction in Head & Neck Surgery—Oncologic Guidance for Free Flap Reconstruction."



**FIGURE 18.** Lecture of Sajjad Walji, MD, DMD, MSc, FEBOMFS: “Malignant Skin Tumours of the Head and Neck.”

## REFERENCES

1. Brochure of the 1st international scientific congress of the Azerbaijan society of oral and maxillofacial surgeons. Baku, Azerbaijan **2019**.
2. Scientific program book: 1st international scientific congress of the Azerbaijan society of oral and maxillofacial surgeons. Baku, Azerbaijan **2019**.

Tymofieiev OO.  
 1st International Scientific Congress of the Azerbaijan Society of Oral and Maxillofacial Surgeons: 14–16 March 2019 – Baku – Azerbaijan.  
*J Diagn Treat Oral Maxillofac Pathol* **2019**;3:110–30.  
<http://dx.doi.org/10.23999/j.dtopm.2019.4.2>.