

# Review of events

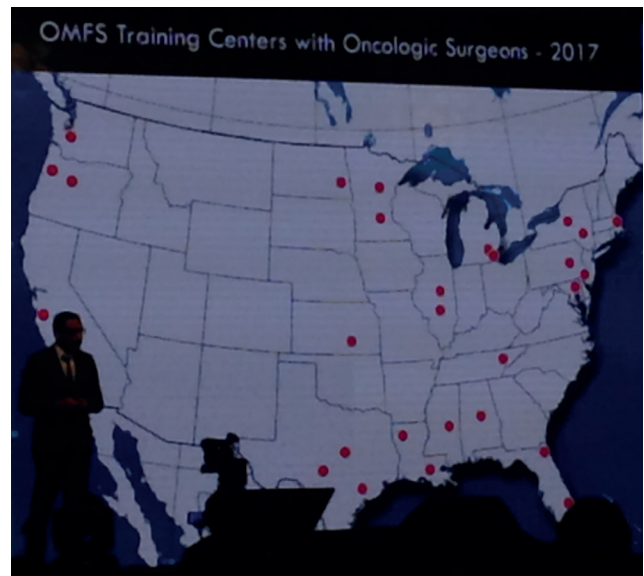
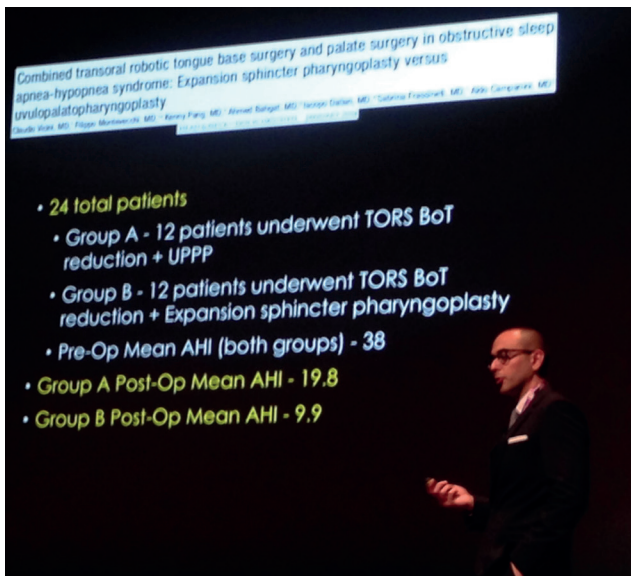


“The only real luxury is the luxury of human communication”  
Antoine de Saint-Exupery, the writer

## 23rd International Conference on Oral and Maxillofacial Surgery (ICOMS) 2017

The ICOMS this year was held in Hong Kong on March 31 – April 3. Organizers of the Conference (International Association of Oral and Maxillofacial Surgeons and Hong Kong Association of Oral and Maxillofacial Surgeons) do their best connecting professionals from all corners of the world. “Sharing ideas and building bonds” – under that credo the event was held. The topics of the 4 days scientific program consisted of all aspects of maxillofacial and head and neck surgery (Head and Neck Oncology, Cleft and Craniofacial, Trauma and Deformities, TMJ, Pathology, Orthognathic and Aesthetic Surgery, etc.). At first time

the ICOMS participants can meet at one event three publications dedicated to our specialty – *International Journal of Oral and Maxillofacial Surgery* ([www.ijoms.com](http://www.ijoms.com)), *Craniofacial Trauma & Reconstruction* ([www.thieme-connect.com](http://www.thieme-connect.com)), and *Diagnostics and Treatment of Oral and Maxillofacial Pathology* ([www.dtjournal.org](http://www.dtjournal.org)). Special attention of participants was paid to the cutting-edge direction – robotic surgery (Fig 1A) and its advantages. The Presidential lecture of the Conference (Fig 1B) received a long standing ovation symbolizing the endeavoring movement forward of the specialty and surgeons which moves it in the right direction. And with great impatience, the participants are already waiting for the next meeting in Brazil in 2019 ([www.icoms2019.com.br](http://www.icoms2019.com.br)).



**FIGURE 1.** International Conference on Oral and Maxillofacial Surgery ([www.icoms2017.com](http://www.icoms2017.com)), 31 March – 3 April 2017, Hong Kong. Lecture of Salam O. Salman (Assis Prof, USA) *Modern Management of Obstructive Sleep Apnea: Beyond MMA* (A) depicted new aspects of robotic surgery. The Presidential lecture of Rui P. Fernandes (Assoc Prof, USA) *Expansion of Oral and Maxillofacial Surgery: Luxury or Necessity?* (B) showed the visitors how an oral and maxillofacial surgery changed through the past century. (Fig 1 continued on the next page.)



**FIGURE 1. (cont'd).** Common picture (C) after Presidential lecture united the experts from all corners of the globe. *"It was a magnificent, fascinating, glorious, and so much needed event"* – Ariana A. Khadem, Editor – Review of Events.

### 121st American Academy of Otolaryngology Annual Meeting (AAO-HNSF & OTO Expo 2017)

The AAO-HNSF Annual Meeting and OTO Experience had reached its 121<sup>st</sup> anniversary in 2017. The event was held in Chicago, on 10-13 September. The main aim of the event was to maintain the networking between the otolaryngologists and head and neck surgeons. The event was directed at the exchange of clinical and scientific experiences of surgeons from different countries. The event was attended by more than thousand of Academy members, physicians without a membership, allied health professionals, and medical companies that exhibited their production. Among the attendees of the event were a lot of researches in otolaryngology, senior academic professors, department chairs, residents and fellows. There were held special instruction courses, miniseminars, oral presentations regarding the latest scientific findings, Honorary Guest lectures, and scientific poster presentations. The event accumulated more than 400 scientific poster presentations regarding different areas of otolaryngology; the presentations contained case studies, research findings, and new practices and approaches towards different surgical procedures. The AAO-HNSF Annual Meeting and OTO experience is one of the biggest events in the world that is held for the professional communication and exchange between practicing otolaryngologists and head and neck surgeons. It was not only a meeting of the greatest professionals in their field who want to stay up-to-date in their specialty, it was also a meeting of old friends, and a possibility to get to know new fellow colleagues; because as we know – in every professional field the most important key for growth is communication.

### European Association For Osseointegration Annual Meeting 2017 (EAO 2017)

This year the beautiful Spanish city Madrid was hosting a special event for European maxillofacial surgeons: the 26<sup>th</sup> EAO Annual Scientific Meeting and 47 Congreso Annual de SEPES were held on the behalf of the European Association of Osseointegration and la Sociedad Española de Prótesis Estomatológica y Estética. The main distinguishing feature of the event was a joint congress between two associations. It allowed bringing together two communities, and making the professional exchange even more productive. On the 7<sup>th</sup> of October all the members of the meeting were able to attend the EAO-SEPES fifth SEPA European Symposium. The main topic of this congress was predictable: Twenty-five years of Implant Dentistry. What have we learned? The congress was organized on a top level, with world-level maxillofacial surgery speakers. We also saw that the audience was rather active in the discussion of the topics that were highlighted. Another distinguishing detail was the welcoming of Latin America as a guest region. A lot of European clinicians and scientists presented the results of their hard work in the form of oral presentations and posters. This was a truly brilliant experience for all the attendees of the congress: what can be better than the intellectually stimulating company of the best maxillofacial surgeons of Europe paired with the magic atmosphere of the city Madrid? We are looking forward to the next EAO meeting with excitement!

### French Society for Oral and Maxillofacial Surgery 53rd Congress 2017


The 53<sup>rd</sup> French Society Congress for Oral and

Maxillofacial Surgery was held this year in one of the oldest French cities, Marseilles. Marseilles is not a coincidental choice. Across the fact that this city is one of the world's culture capitals, its location is not to be underestimated: it contains 3 of the most beautiful coasts in the world, and is in the top 10 seaside cities of our planet according to the National Geographic. The event had gathered different specialists: oral surgeons, maxillofacial surgeons, and dentists. One of the brightest parts of the event was the "2017 recipes for the young surgeon", and the pre-congress course that focused on face esthetics. This shows how the physician society stays up-to-date in a world where good appearance and symmetry starts to become of a bigger importance for more and more people. However, the congress was also focused on classic topics regarding the biggest areas of concern in maxillofacial pathology: 3D reconstruction, maxillofacial trauma and oncology, TMJ disorders, digital photography, piezosurgery, and of course, implantology. The most interesting aspect for young specialists was the open workshops, where they could train their skills on new surgical techniques and materials. The second day was fully devoted to presentations by the most distinguished European lecturers. The audience of these lectures was approximately 900 people. The day was closed by a Gala dinner in the Eugenie Room on the sea, where all the participants had the possibility to enjoy the beauty of the evening Marseilles. The third day was the French speakers' day. Topics like orthognathic surgery, malformations, trauma, and implantology were discussed.

Surely, poster presentations were not missing at this event. The last day was held in light of esthetics, and the second part of it contained some political activities.

### Plastic Surgery the Meeting, 2017

Plastic Surgery the Meeting, the 86<sup>th</sup> annual conference of the American Society of Plastic Surgeons this year was held in Orlando on October 6-10. This conference is known as the main educational and networking meeting not only for surgeons from the United States, but also for specialists across the world. Among the attendees were residents, researchers and clinicians. All of them had one goal – to expand their knowledge, be up-to-date with the novelties of the plastic surgery industry, and improve the treatment outcomes. The event was held in light of presentation and discussion of the advanced techniques in the branch. The conference was divided into seven main topics: esthetic, breast, craniomaxillofacial, reconstructive surgery, and research technology. There were approximately 3000 participants of the event. This means that the informational exchange was very effective, and it did definitely bring light on some common clinical problems that most physicians face in their daily practice. Extremely interested for participants was a PRSTechTalk at the event (Fig 2). The conference also included workshops and demonstrations. This allows applying these new principles and techniques further in their clinic, and improving the patients' recovery.



**FIGURE 2.** Instagram post of *Plastic and Reconstructive Surgery*® (Impact Factor of the Journal is 3.784): "Amazing #PRSTechTalk at #PST17 on #socialmedia and #plasticsurgery !with @drheatherfurnas, @olivierbranford, @tonyyoumnd and @josefhadeedmd !!!" at October 8, 2017.

Editor – Review of Events  
Ariana A. Khadem, DDS (Kyiv, Ukraine)  
[ariana.khadem@dtjournal.org](mailto:ariana.khadem@dtjournal.org)